

STEP 1: Assessment

A single question that allows you to meet the tutees where they are at and see what they already know about the subject

Useful Expressions in every unit to remind the tutor and tutee to speak in English at all times

TUTORING ENGLISH AS A SECOND LANGUAGE: SIMPLE PRESENT TENSE

STEP 1: Assessment

- What do you know about the simple present tense?

Useful Expressions

- How do you say _____ in English?
- Could you repeat, please?
- I don't understand.

STEP 2: Theory

FORM: Conjugate the verb "work" in the simple present tense in the chart below.

AFFIRMATIVE	NEGATIVE	YES/NO QUESTION	SHORT ANSWER
I _____	I _____	you _____?	Yes,
You _____	_____	he _____?	No,
He/She/It _____	_____	they _____?	
We _____	_____		
They _____	_____		

STEP 2: Theory

A review or introduction to the guiding principles necessary to successfully complete the unit

TIP

When do you use the simple present tense? Which sentence below is a fact and which one is a habit?

1. He walks to school every day. a fact a habit
2. The Earth has one moon. a fact a habit

TIP

Keywords tell you what verb tense to use. What keywords are used with simple present tense?

Important

- Click on "TIP" for more keywords.
- If necessary, ask for a translation.




page 2

STEP 3: Controlled and Communicative Activities

Questions whose answers lead to an authentic chat

TUTORING ENGLISH AS A SECOND LANGUAGE: SIMPLE PRESENT QUESTION FORMATION

EXERCISE 5: Respond to your tutor's prompts to practise using the simple present tense. Answer the questions in complete sentences or with short answers (e.g., Yes, I do).

A Typical Sunday for John		Tutor Note
	<ul style="list-style-type: none">• What time does John wake up on Sunday?• Ask me what time my mother wakes up on Sunday.• What time does your mother wake up on Sunday?• Ask me if I wake up late on Sunday.	<ul style="list-style-type: none">• Ask follow-up questions to encourage fluency practice (chatting about your answers).
	<ul style="list-style-type: none">• What does John usually eat for breakfast on Sunday?• Ask me what my favourite breakfast is.• Ask me what my father likes to eat for breakfast.• How often do you eat eggs and bacon for breakfast?	
	<ul style="list-style-type: none">• Who does John watch TV with?• Who do you usually watch TV with?• Ask me who my mother watches TV with.• Ask me what my favourite TV show is.	

STEP 4: Production
Amusing interactive games that encourage authentic language use

TUTORING ENGLISH AS A SECOND LANGUAGE: SIMPLE PRESENT QUESTION FORMATION

STEP 4: Production Task


EXERCISE 6: Play the Question Formation board game.

Instructions

- Choose a pawn and roll the die.
- Move the number of squares indicated and click on the "1".
- Follow the instructions to make a question to ask your partner.
- Answer your partner's questions truthfully. Then, chat about your answers.
- If you land on a grey square, click on the question card and follow the instructions.
- Click on the board game to begin the game.

Note

- One die
- Two dice



page 15

TUTORING ENGLISH AS A SECOND LANGUAGE: SIMPLE PRESENT QUESTION FORMATION

STEP 5: Final Review

STEP 5: Final Review
Review questions to solidify the knowledge of the unit

- What new words did you learn today?
- What auxiliaries do you use with simple present tense questions?
- Do "be" questions have an auxiliary?
- Do yes/no questions have a question word?

Important

- Write down the words you learned today and study them.

page 16

Tutor Notes:
Reminders to highlight new vocabulary and improve uptake