

TUTORING ENGLISH AS A SECOND LANGUAGE

Tutorat par les pairs en anglais langue seconde



Future Tense

Tutee Lesson



2022

Québec 

STEP 1: Assessment

- What do you know about the future tense?

Useful Expressions

- How do you say _____ in English?
- Could you repeat, please?
- I don't understand.

STEP 2: Theory

FORM: Conjugate the verb “work” in the future tense with “will” and “be going to” in the chart below.

Form	Will	Be Going To
Affirmative	I You He	I You He
Negative	You He	You He
Yes/No Question and Short Answer	you ? Yes, he ? No,	you ? Yes, he ? No,

USE: The future tense is used to talk about predictions. Do the following two sentences have the same meaning?

1. It will rain tomorrow. 2. It is going to rain tomorrow. yes no

KEYWORDS: What keywords are used with the future tense?

Important

- Click on “TIP” for more keywords.
- If necessary, ask for a translation.

STEP 3: Controlled and Communicative Exercises



EXERCISE 1: Make affirmative or negative statements according to what you think will happen **in 20 years** and discuss your answers.



1. There (be) another pandemic.
2. The weather (get) colder in Canada.
3. People (live) on Mars.
4. The Parti Québécois (win) in the next Quebec election.

EXERCISE 2: Answer your tutor's questions with a short answer according to what you think will happen **in 20 years** and discuss your answers.

1. Will students do all their classes online?
2. Will most people take public transportation?
3. Are robots going to look after the elderly?
4. Is fashion going to change?



TUTORING ENGLISH AS A SECOND LANGUAGE: FUTURE TENSE

EXERCISE 3: Use the prompts below to form questions to ask your tutor about what they think will happen **in 20 years** and discuss their answers.

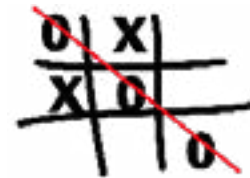
1. Ask if all cars will be electric.
2. Ask if most people will work from home.
3. Ask if aliens are going to make contact with us.
4. Ask if people are going to take trips into space.

Vocabulary Review

- What new words have you learned so far today?

STEP 4: Production task

EXERCISE 4: Play *Predicting the Future Tic-Tac-Toe*.






Instructions:

- The first player marks an “X” in one of the squares and makes a prediction about themselves **in 20 years** using the vocabulary provided.
- Then, they ask their partner a question using the same vocabulary.
Example: *I won't have children. Will you have children?*
- After, the second player marks an “O” and follows the same instructions.
- The first player to get three in a row wins.

Important

- Practise by asking follow-up questions to find out more details about each other's answers. The real winner is the person who speaks the most!

Predicting the Future Tic-Tac-Toe.

drive an expensive car	have children	live in the country 
own a big house	work part-time	be an influencer
be wealthy 	have a pet	go on a cruise 

STEP 5: Final Review

- What new words did you learn today?

Tutor Note

- Ask, "how do you say" questions with the new vocabulary the tutee doesn't mention.

Tense Review

- Conjugate the verb "study" in the negative in the appropriate tense and list the keywords for each tense.

Present
Past
Future

Tense	Negative	Keywords
Future "will"	He	
Future "be going to"	He	
Simple past	He	
Present progressive	He	
Simple present	He	

- Answer the following questions in a complete sentence.
 - What do you do every day?
 - What are you doing now?
 - What did you do yesterday?
 - What will you do tomorrow?

Important

- Write down the words you learned today and study them.